

Template Driven Artwork Submission Guidelines

Please follow the steps below when establishing your artwork for print

Guidelines for Medium Round Pop Out Banner 1.2m(w) x 1.2m(h)

1. Create artwork on the 'Client Artwork' Layer.
2. Create artwork in CMYK colour mode.
3. Keep all critical artwork within the green dotted safe area.
4. Ensure artwork extends out to the red bleed line.
5. Supply all linked images separately. Ensure these are converted to CMYK.
6. Work to the size in this template. Please do not resize it.
7. This template is at 100% scale - Images (bitmaps) must be supplied at a minimum of 150dpi.
8. Set all fonts to curves/outlines before submitting.
9. Remove any overprint within your file.
10. Save your artwork as an Adobe PDF using Print/Press/High Quality settings.




Colour

1. We print using 4 colours. All pantone data submitted will be converted to the closest CMYK equivalent. We will match to Pantone but this will be a 4 colour match only. Some pantones are not achievable and if this is the case we will inform and provide you with details of the closest match.
2. If you require a pantone sample we can provide you with this to ensure you are satisfied before committing to the main print run.
3. If you can provide us with a physical sample of your colour we can attempt to match this for you.
4. Please be aware sampling can cause short delays with your print run.

Alternative file formats

1. Although we prefer a PDF file, if you need to supply your file in another format we can accept **ai eps indd jpeg & tiff**. Please use the above information as a guide.
2. If you can't provide any of these formats please speak to our Design team to advise best practice - 02392 237130 - Option 2.

Template guides key & area sizes

		
Bleed area	Finished product	Safe area
1200 x 1200mm	1152 x 1152mm	1104 x 1104mm

Medium (1.2m) Round Popout Banner Template



Bleed line, we print to this line

Visible print area inside banner binding

Safe working area

On completion of your design, please remove both the green and black lines
then send it to us as a full size pdf file.